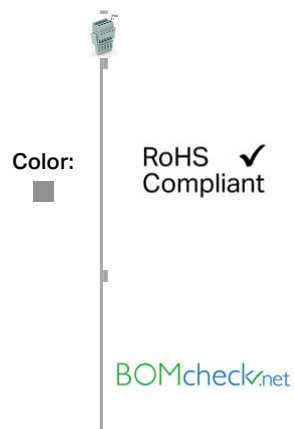


## Data sheet | Item number: 769-107/021-000

1-conductor female plug; Locking lever; 4 mm<sup>2</sup>; 7-pole

769-107/021-000



### Item description

According to EN 61984, pluggable connectors without current interrupting capacity shall not be mated and unmated when live or under load.

### Data

#### Electrical data

#### Ratings per IEC/EN 60664-1

|                                 |       |
|---------------------------------|-------|
| Rated voltage (III / 3)         | 500 V |
| Rated impulse voltage (III / 3) | 6 kV  |
| Rated current                   | 32 A  |

#### Connection data

|                                   |  |
|-----------------------------------|--|
| Connection technology             | CAGE CLAMP®                                |
| Actuation type                    | Operating tool                             |
| Connectable conductor materials   | Copper                                     |
| Nominal cross section             | 4 mm <sup>2</sup>                          |
| Solid conductor                   | 0.08 ... 4 mm <sup>2</sup> / 28 ... 12 AWG |
| Fine-stranded conductor           | 0.08 ... 4 mm <sup>2</sup> / 28 ... 12 AWG |
| Strip length                      | 8 ... 9 mm / 0.31 ... 0.35 inch            |
| No. of poles                      | 7  |
| Total number of connection points | 7  |
| Total number of potentials        | 7  |
| Type of wiring                    | Front-entry wiring                         |

## Geometrical Data

|              |                      |
|--------------|----------------------|
| Width        | 50.6 mm / 1.992 inch |
| Height       | 45.2 mm / 1.78 inch  |
| Depth        | 18.3 mm / 0.72 inch  |
| Module width | 5 mm / 0.197 inch    |

## Mechanical data

|               |              |
|---------------|--------------|
| Marking level | Side marking |
|---------------|--------------|

## Plug connection

|                                    |                         |
|------------------------------------|-------------------------|
| Contact type (pluggable connector) | Female connector/socket |
| Connector connection type          | for conductors          |

## Material Data



|                     |                      |
|---------------------|----------------------|
| Color               | gray                 |
| Insulating material | Polyamide 66 (PA 66) |
| Fire load           | 0.422 MJ             |
| Weight              | 25.912 g             |

## Commercial data

|                    |                   |
|--------------------|-------------------|
| Product Group      | 18 (X-COM-System) |
| Country of origin  | DE                |
| GTIN               | 4044918481908     |
| Customs Tariff No. | 85366990990       |

## Approvals / Certificates

### Country specific Approvals

| Logo   | Approval                        | Additional Approval Text | Certificate name |
|--|---------------------------------|--------------------------|------------------|
|  | CCA<br>DEKRA Certification B.V. | EN 60947                 | NTR NL-7626      |
|  | CCA<br>DEKRA Certification B.V. | EN 61984                 | 2190419.02       |
|  | CCA<br>DEKRA Certification B.V. | IEC 61984                | NL-47799         |
|  | CSA                             | C22.2 No. 158            | 1101144          |



DEKRA Certification B.V.




KEMA/KEUR

EN 60947



2190419.01

DEKRA Certification B.V.

## Ship Approvals




| Logo   | Approval                                  | Additional Approval Text | Certificate name         |
|--|---|--------------------------|--------------------------|
|  | <b>ABS</b><br>American Bureau of Shipping | EN 60947                 | 14-<br>HG1293677-<br>PDA |

















## UL-Approvals
















| Logo   | Approval                                    | Additional Approval Text | Certificate name |
|--|---|--------------------------|------------------|
|   | <b>UR</b><br>Underwriters Laboratories Inc. | UL 1977                  | E45171           |
|  | <b>UR</b><br>Underwriters Laboratories Inc. | UL 1059                  | E45172           |

















## Compatible products










## ferrule

|  |  |         |
|--|--|---------|
|  | <b>Item no.: 216-101</b><br>Ferrule; Sleeve for 0.5 mm <sup>2</sup> / AWG 22; uninsulated; electro-tin plated  | 216-101 |
|  | <b>Item no.: 216-102</b><br>Ferrule; Sleeve for 0.75 mm <sup>2</sup> / AWG 20; uninsulated; electro-tin plated | 216-102 |
|  | <b>Item no.: 216-103</b><br>Ferrule; Sleeve for 1 mm <sup>2</sup> / AWG 18; uninsulated; electro-tin plated    | 216-103 |

|  |   |                  |
|--|---|------------------|
|    | <b>Item no.: 216-104</b><br>Ferrule; Sleeve for 1.5 mm <sup>2</sup> / AWG 16; uninsulated; electro-tin plated                       | 216-104          |
|    | <b>Item no.: 216-201</b><br>Ferrule; Sleeve for 0.5 mm <sup>2</sup> / 20 AWG; insulated; electro-tin plated                         | 216-201          |
|    | <b>Item no.: 216-202</b><br>Ferrule; Sleeve for 0.75 mm <sup>2</sup> / 18 AWG; insulated; electro-tin plated                        | 216-202          |
|    | <b>Item no.: 216-203</b><br>Ferrule; Sleeve for 1 mm <sup>2</sup> / AWG 18; insulated; electro-tin plated                           | 216-203          |
|    | <b>Item no.: 216-204</b><br>Ferrule; Sleeve for 1.5 mm <sup>2</sup> / AWG 16; insulated; electro-tin plated                         | 216-204          |
|    | <b>Item no.: 216-206</b><br>Ferrule; Sleeve for 2.5 mm <sup>2</sup> / AWG 14; insulated; electro-tin plated                         | 216-206          |
|  | <b>Item no.: 216-301</b><br>Ferrule; Sleeve for 0.25 mm <sup>2</sup> / AWG 24; insulated; electro-tin plated                        | 216-301          |
|    | <b>Item no.: 216-302</b><br>Ferrule; Sleeve for 0.34 mm <sup>2</sup> / 22 AWG; insulated; electro-tin plated                        | 216-302          |
| <b>Male plug</b>   |   |                  |
|   | <b>Item no.: 769-607</b><br>1-conductor male connector; 4 mm <sup>2</sup> ; Pin spacing 5 mm; 7-pole                                | 769-607          |
|  | <b>Item no.: 769-607/001-000</b><br>1-conductor male connector; Snap-in mounting feet; 4 mm <sup>2</sup> ; Pin spacing 5 mm; 7-pole | 769-607 /001-000 |
|  | <b>Item no.: 769-607/002-000</b><br>1-conductor male connector; clamping collar; 4 mm <sup>2</sup> ; Pin spacing 5 mm; 7-pole       | 769-607 /002-000 |
|  | <b>Item no.: 769-607/004-000</b><br>1-conductor male connector; Feedthrough flange; 4 mm <sup>2</sup> ; Pin spacing 5 mm; 7-pole    | 769-607 /004-000 |
|  | <b>Item no.: 769-607/005-000</b><br>1-conductor male connector; Snap-in flange; 4 mm <sup>2</sup> ; Pin spacing 5 mm; 7-pole        | 769-607 /005-000 |
|  | <b>Item no.: 769-607/006-000</b><br>1-conductor male connector; Snap-in flange; 4 mm <sup>2</sup> ; Pin spacing 5 mm; 7-pole        | 769-607 /006-000 |
|  | <b>Item no.: 769-637</b><br>THT male header; 1.0 x 1.0 mm solder pin; straight; Pin spacing 5 mm; 7-pole                            | 769-637          |
|  | <b>Item no.: 769-637/003-000</b><br>THT male header; 1.0 x 1.0 mm solder pin; straight; clamping collar; Pin spacing 5 mm; 7-pole   | 769-637 /003-000 |
|  | <b>Item no.: 769-637/004-000</b><br>THT male header; 1.0 x 1.0 mm solder pin; straight; Pin spacing 5 mm; 7-pole                    | 769-637 /004-000 |

|  |   |                      |
|--|---|----------------------|
|    | <b>Item no.: 769-637/007-000</b><br>THT male header; 1.0 x 1.0 mm solder pin; straight; clamping collar; Pin spacing 5 mm; 7-pole | 769-637<br>/007-000  |
|    | <b>Item no.: 769-667</b><br>THT male header; 1.0 x 1.0 mm solder pin; angled; Pin spacing 5 mm; 7-pole                            | 769-667              |
|    | <b>Item no.: 769-667/003-000</b><br>THT male header; 1.0 x 1.0 mm solder pin; angled; clamping collar; Pin spacing 5 mm; 7-pole   | 769-667<br>/003-000  |
|    | <b>Item no.: 769-667/004-000</b><br>THT male header; 1.0 x 1.0 mm solder pin; angled; Pin spacing 5 mm; 7-pole                    | 769-667<br>/004-000  |
| <b>Jumper</b>  |   |                      |
|    | <b>Item no.: 769-402</b><br>Miniature adjacent jumper; insulated; suitable for 1-conductor female plugs                           | 769-402              |
| <b>Marking accessories</b>   |   |                      |
|    | <b>Item no.: 2009-145</b><br>Mini-WSB Inline; for Smart Printer; on reel; stretchable 5 - 5.2 mm; plain; snap-on type             | 2009-145             |
|    | <b>Item no.: 2009-145/000-002</b><br>Mini-WSB Inline; for Smart Printer; on reel; stretchable 5 - 5.2 mm; plain; snap-on type     | 2009-145<br>/000-002 |
|  | <b>Item no.: 2009-145/000-005</b><br>Mini-WSB Inline; for Smart Printer; on reel; stretchable 5 - 5.2 mm; plain; snap-on type     | 2009-145<br>/000-005 |
|  | <b>Item no.: 2009-145/000-006</b><br>Mini-WSB Inline; for Smart Printer; on reel; stretchable 5 - 5.2 mm; plain; snap-on type     | 2009-145<br>/000-006 |
|  | <b>Item no.: 2009-145/000-007</b><br>Mini-WSB Inline; for Smart Printer; on reel; stretchable 5 - 5.2 mm; plain; snap-on type     | 2009-145<br>/000-007 |
|  | <b>Item no.: 2009-145/000-012</b><br>Mini-WSB Inline; for Smart Printer; on reel; stretchable 5 - 5.2 mm; plain; snap-on type     | 2009-145<br>/000-012 |
|  | <b>Item no.: 2009-145/000-023</b><br>Mini-WSB Inline; for smartPRINTER; on reel; stretchable 5 - 5.2 mm; plain; snap-on type      | 2009-145<br>/000-023 |
|  | <b>Item no.: 2009-145/000-024</b><br>Mini-WSB Inline; for Smart Printer; on reel; stretchable 5 - 5.2 mm; plain; snap-on type     | 2009-145<br>/000-024 |
|  | <b>Item no.: 210-805</b><br>Labels; for Smart Printer   | 210-805              |
|  | <b>Item no.: 210-805/000-002</b><br>Labels; for Smart Printer   | 210-805<br>/000-002  |

|  |  |                     |
|--|--|---------------------|
|    | <b>Item no.: 210-831</b><br>Marking strips; on reel; 2.3 mm wide; plain; Self-adhesive                                       | 210-831             |
|    | <b>Item no.: 210-832</b><br>Marking strips; on reel; 3 mm wide; plain; Self-adhesive   | 210-832             |
|    | <b>Item no.: 210-834</b><br>Marking strips; on reel; 5 mm wide; plain; Self-adhesive   | 210-834             |
|    | <b>Item no.: 248-501</b><br>Miniature WSB Quick marking system; plain; Marker width 5 mm; 10 strips with 10 markers per card | 248-501             |
|    | <b>Item no.: 248-501/000-002</b><br>Mini-WSB marking card; as card; not stretchable; plain; snap-on type                     | 248-501<br>/000-002 |
|    | <b>Item no.: 248-501/000-005</b><br>Mini-WSB marking card; as card; not stretchable; plain; snap-on type                     | 248-501<br>/000-005 |
|    | <b>Item no.: 248-501/000-006</b><br>Mini-WSB marking card; as card; not stretchable; plain; snap-on type                     | 248-501<br>/000-006 |
|    | <b>Item no.: 248-501/000-007</b><br>Mini-WSB marking card; as card; not stretchable; plain; snap-on type                     | 248-501<br>/000-007 |
|  | <b>Item no.: 248-501/000-012</b><br>Mini-WSB marking card; as card; not stretchable; plain; snap-on type                     | 248-501<br>/000-012 |
|  | <b>Item no.: 248-501/000-017</b><br>Mini-WSB marking card; as card; not stretchable; plain; snap-on type                     | 248-501<br>/000-017 |
|  | <b>Item no.: 248-501/000-023</b><br>Mini-WSB marking card; as card; not stretchable; plain; snap-on type                     | 248-501<br>/000-023 |
|  | <b>Item no.: 248-501/000-024</b><br>Mini-WSB marking card; as card; not stretchable; plain; snap-on type                     | 248-501<br>/000-024 |
| <b>Protective Warning Marker</b>   |  |                     |
|  | <b>Item no.: 280-415</b><br>Protective warning marker; with high-voltage symbol, black; for 5 terminal blocks                | 280-415             |
| <b>Insulation stop</b>   |  |                     |
|  | <b>Item no.: 769-470</b><br>Insulation stop; 0.08 - 0.2 mm <sup>2</sup> "s" (0.14 mm <sup>2</sup> "f-st"); 5 pieces/strip    | 769-470             |
|  | <b>Item no.: 769-471</b><br>Insulation stop; 0.25 - 0.5 mm <sup>2</sup> ; 5 pieces/strip                                     | 769-471             |
|  | <b>Item no.: 769-472</b><br>Insulation stop; 0.75 - 1 mm <sup>2</sup> ; 5 pieces/strip                                       | 769-472             |
| <b>check</b>   |  |                     |

|  |   |          |
|--|---|----------|
|    | <b>Item no.: 210-136</b><br>Test plug; 2 mm Ø; with 500 mm cable                    | 210-136  |
|    | <b>Item no.: 210-137</b><br>Test plug; 2.3 mm Ø; with 500 mm cable                  | 210-137  |
| <b>General accessories</b>   |   |          |
|    | <b>Item no.: 769-436</b><br>Jumper cover; for 1-conductor female plugs; for 5 poles | 769-436  |
| <b>Locking lever</b>   |   |          |
|    | <b>Item no.: 769-428</b><br>Locking lever   | 769-428  |
|    | <b>Item no.: 769-429</b><br>Locking lever   | 769-429  |
|    | <b>Item no.: 769-430</b><br>Locking lever   | 769-430  |
|    | <b>Item no.: 769-431</b><br>Locking lever   | 769-431  |
| <b>Strain relief plate</b>   |   |          |
|   | <b>Item no.: 769-1607</b><br>Strain relief housing                                  | 769-1607 |
|  | <b>Item no.: 769-413</b><br>Strain relief plate                                     | 769-413  |

**Downloads**

**Documentation**

**Bid Text**

|                 |                |          |
|-----------------|----------------|----------|
| 769-107/021-000 | doc<br>25.6 kB | Download |
|-----------------|----------------|----------|

**CAD/CAE - Smart Data**

**CAD data**

|                             |     |          |
|-----------------------------|-----|----------|
| 3D Download 769-107/021-000 | URL | Download |
|-----------------------------|-----|----------|



Product family

**X-COM**

[Learn more about the product family.](#)

[Show all products from the family](#)

Subject to changes.

---